

1. Put a little toilet paper into the toilet (to collect feces on)

2. Unscrew and remove the blue collection tube applicator stick.

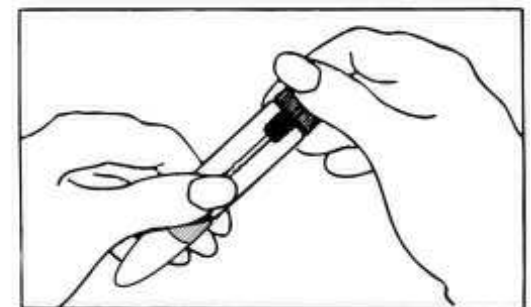
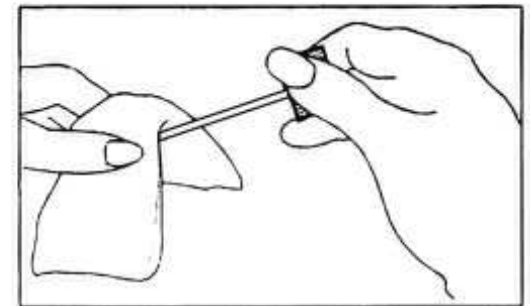

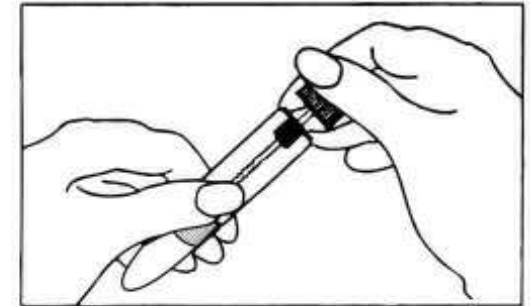
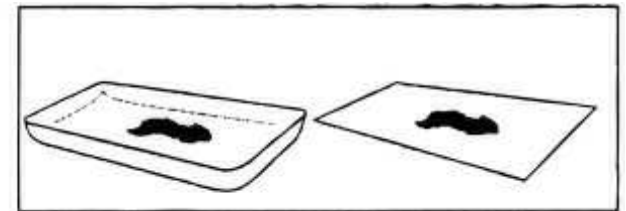
3. Collect fecal sample by inserting Applicator stick into different sites of the feces.

4. Remove excess sample from the applicator stick by gently wiping with an absorbent tissue.

5. Put the applicator in the tube And close the cap tightly.

6. The specimen is now ready for testing, transportation or storage.

7. The sample should be tested within two weeks.



Engelska